




**BOULDIN & LAWSON, LLC**


P.O. Box 7177  
McMinnville, TN 37111  
Phone: 931-668-4090  
Toll Free : 800-443-6398  
Fax: 931-668-3209

E-mail:  
sales@bouldinlawson.com

www.bouldinlawson.com



Power pot transfer



Power Brush



# 133-FX




## Model # 13341

The FX filler uses a cascading soil delivery for very uniform filling. High Speed production and consistent uniform filling of multiple types of containers are characteristics that define the FX Filler.

Equipped with a 1.5 cubic yard hopper and variable speed belt soil delivery system, this machine is capable of filling a full range of containers from plug trays to hanging baskets and patio planters up to 16" tall.

The standard FX includes a variable speed filling conveyor; variable speed soil feed, all belt system, with a powered pot transfer; one cubic-yard soil hopper; self-cleaning powered rotary brush and rotary power sweep, a belt soil return system, and a soil flow diverter for larger containers.

The single crank adjustments make the FX a very versatile and efficient flat and pot filler. Direct drive gearboxes and sealed bearings aid in low maintenance.



Guide rail  
adjustment



Adjustable soil flow



Power Sweep  
adjustment

## Specifications

Power	220V / single or three phase
Dimensions	116"L x 95"W x 82"H
Production	Up to 2,200 pots per hour
Options:	Vibration for plug trays Hopper extension 14" Tires and hitch
Portability:	6" casters included



**A proud member of the  
BouldinCorp™ Family**



Made in the USA